


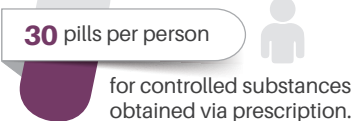


### Prescription Pills Obtained

During 2017 in Allegheny County:



There were **37,183,536 pills** for controlled substances obtained via prescription.



### Prescription Drug Monitoring Program

From 2015 to 2017, there was an **18% decrease** in the number of pills resulting from filled prescriptions for controlled substances.



### Population Age 25-44

The total population of Allegheny County in 2017 was 1,229,576. **27%** of the population is **aged 25-44**.



### Medicaid Coverage

There are **125,892 people** in Allegheny County who have **only Medicaid** coverage.




### Poverty

There are **148,984 people** living in Allegheny County below the poverty line.



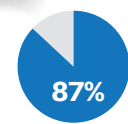
### Deaths by Cause

Deaths by Cause in Allegheny County in 2016.



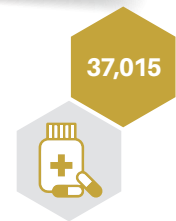
### Opioid Overdose Deaths

In 2016, **87%** of overdose deaths in Allegheny County included an opioid.



### Medication-Assisted Treatment

Allegheny County has **37,015 possible slots** for patients requesting Medication-Assisted Treatment (MAT).



### Substance Use Disorder Treatment Facilities

Allegheny County has **46 substance use disorder (SUD) treatment facilities**.

