
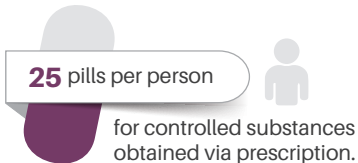


Prescription Pills Obtained

During 2017 in Berks County:



There were **10,251,582 pills** for controlled substances obtained via prescription.



Prescription Drug Monitoring Program

From 2015 to 2017, there was a **16% decrease** in the number of pills resulting from filled prescriptions for controlled substances.



Population Age 25-44

The total population of Berks County in 2017 was 414,229. **24%** of the population is aged **25-44**.



Medicaid Coverage

There are **61,935 people** in Berks County who have **only Medicaid** coverage.



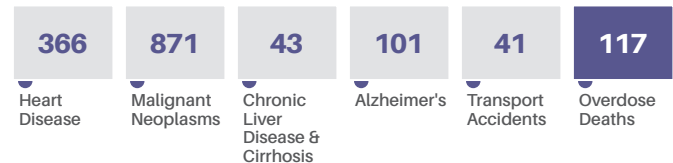
Poverty

There are **57,807 people** living in Berks County below the poverty line.



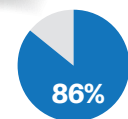
Deaths by Cause

Deaths by Cause in Berks County in 2016.




Opioid Overdose Deaths

In 2016, **86%** of overdose deaths in Berks County included an opioid.



Medication-Assisted Treatment

Berks County has **3,380 possible slots** for patients requesting Medication-Assisted Treatment (MAT).



Substance Use Disorder Treatment Facilities

Berks County has **13 substance use disorder (SUD) treatment facilities**.

