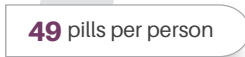


### Prescription Pills Obtained

During 2017 in Blair County:



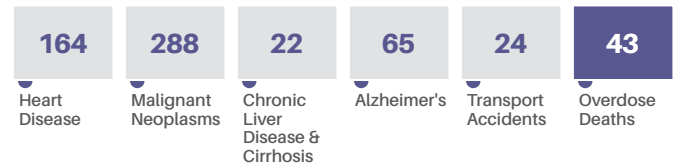
There were **6,137,920 pills** for controlled substances obtained via prescription.



for controlled substances obtained via prescription.

### Deaths by Cause

Deaths by Cause in Blair County in 2016.



### Prescription Drug Monitoring Program

From 2015 to 2017, there was a **9% decrease** in the number of pills resulting from filled prescriptions for controlled substances.



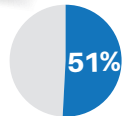
### Population Age 25-44

The total population of Blair County in 2017 was 125,388. **24%** of the population is aged **25-44**.



### Opioid Overdose Deaths

In 2016, **51%** of overdose deaths in Blair County included an opioid.



### Medication-Assisted Treatment

Blair County has **2,010 possible slots** for patients requesting Medication-Assisted Treatment (MAT).



### Substance Use Disorder Treatment Facilities

Blair County has **9 substance use disorder (SUD) treatment facilities**.



### Medicaid Coverage

There are **18,491 people** in Blair County who have **only Medicaid** coverage.



### Poverty

There are **17,851 people** living in Blair County below the poverty line.

