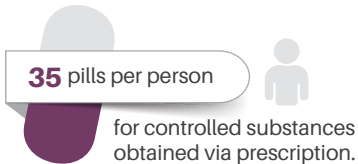


Prescription Pills Obtained

During 2017 in Bradford County:



There were **2,144,197 pills** for controlled substances obtained via prescription.



Prescription Drug Monitoring Program

From 2015 to 2017, there was a **14% decrease** in the number of pills resulting from filled prescriptions for controlled substances.



Population Age 25-44

The total population of Bradford County in 2017 was 61,391. **22%** of the population is **aged 25-44**.



Medicaid Coverage

There are **7,455 people** in Bradford County who have **only Medicaid** coverage.




Poverty

There are **6,860 people** living in Bradford County below the poverty line.



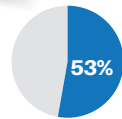
Deaths by Cause

Deaths by Cause in Bradford County in 2016.



Opioid Overdose Deaths

In 2016, **53%** of overdose deaths in Bradford County included an opioid.



Medication-Assisted Treatment

Bradford County has **640 possible slots** for patients requesting Medication-Assisted Treatment (MAT).



Substance Use Disorder Treatment Facilities

Bradford County has **2 substance use disorder (SUD) treatment facilities**.

