



Prescription Pills Obtained

During 2017 in Bucks County:



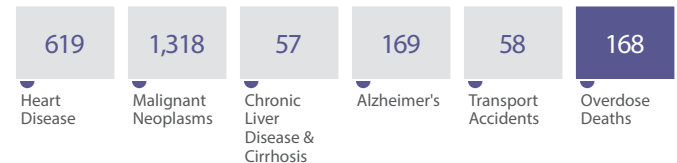
There were 18,022,417 pills for controlled substances obtained via prescription.



There were 29 pills per person for controlled substances obtained via prescription.

Deaths by Cause

Deaths by cause in Bucks County in 2016.



Prescription Drug Monitoring Program

From 2015 to 2017, there was a 17% decrease in the number of pills resulting from filled prescriptions for controlled substances.



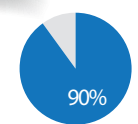
Population Age 25-44

The total population of Bucks County in 2017 was 625,857. 23% of the population is aged 25-44.




Opioid Overdose Deaths

In 2016, 90% of overdose deaths in Bucks County included an opioid.



Medication-Assisted Treatment

Bucks County has 6,895 possible slots for patients requesting Medication-Assisted Treatment (MAT).



Medicaid Coverage

There are 35,815 people in Bucks County who have only Medicaid coverage.



Substance Use Disorder Treatment Facilities

Bucks County has 23 substance use disorder (SUD) treatment facilities.



Poverty

There are 36,403 people living in Philadelphia County below the poverty line.

