
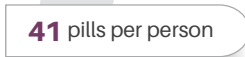


Prescription Pills Obtained

During 2017 in Clearfield County:



There were **3,327,018 pills** for controlled substances obtained via prescription.



for controlled substances obtained via prescription.

Deaths by Cause

Deaths by Cause in Clearfield County in 2016.



Prescription Drug Monitoring Program

From 2015 to 2017, there was a **10% decrease** in the number of pills resulting from filled prescriptions for controlled substances.



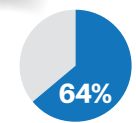
Population Age 25-44

The total population of Clearfield County in 2017 was 80,997. **25%** of the population is aged 25-44.



Opioid Overdose Deaths

In 2016, **64%** of overdose deaths in Clearfield County included an opioid.



Medication-Assisted Treatment

Clearfield County has **715 possible slots** for patients requesting Medication-Assisted Treatment (MAT).



Substance Use Disorder Treatment Facilities

Clearfield County has **5 substance use disorder (SUD) treatment facilities.**



Medicaid Coverage

There are **12,769 people** in Clearfield County who have **only Medicaid** coverage.



Poverty

There are **11,087 people** living in Clearfield County below the poverty line.

