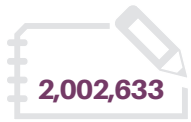


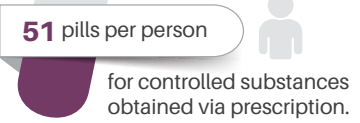


### Prescription Pills Obtained

During 2017 in Clinton County:



There were **2,002,633 pills** for controlled substances obtained via prescription.



### Deaths by Cause

Deaths by Cause in Clinton County in 2016.



### Prescription Drug Monitoring Program

From 2015 to 2017, there was a **10% decrease** in the number of pills resulting from filled prescriptions for controlled substances.



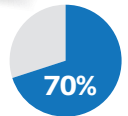
### Population Age 25-44

The total population of Clinton County in 2017 was 39,458. **21%** of the population is **aged 25-44**.



### Opioid Overdose Deaths

In 2016, **70%** of overdose deaths in Clinton County included an opioid.



### Medication-Assisted Treatment

Clinton County has **635 possible slots** for patients requesting Medication-Assisted Treatment (MAT).



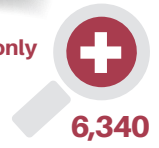
### Substance Use Disorder Treatment Facilities

Clinton County has **1 substance use disorder (SUD) treatment facility**.



### Medicaid Coverage

There are **6,340 people** in Clinton County who have **only Medicaid** coverage.



### Poverty

There are **6,806 people** living in Clinton County below the poverty line.

