

Prescription Pills Obtained

During 2017 in Dauphin County:



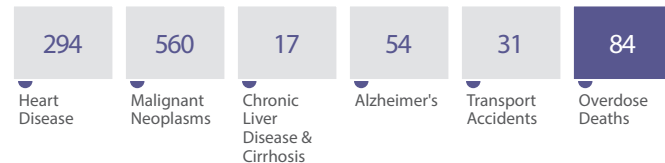
There were 7,325,744 pills for controlled substances obtained via prescription.



There were 27 pills per person for controlled substances obtained via prescription.

Deaths by Cause

Deaths by cause in Dauphin County in 2016.



Prescription Drug Monitoring Program

From 2015 to 2017, there was a 21% decrease in the number of pills resulting from filled prescriptions for controlled substances.



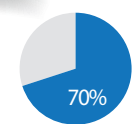
Population Age 25-44

The total population of Dauphin County in 2017 was 272,833. 26% of the population is aged 25-44.




Opioid Overdose Deaths

In 2016, 70% of overdose deaths in Dauphin County included an opioid.



Medication-Assisted Treatment

Dauphin County has 4,265 possible slots for patients requesting Medication-Assisted Treatment (MAT).



Substance Use Disorder Treatment Facilities

Dauphin County has 16 substance use disorder (SUD) treatment facilities.



Medicaid Coverage

There are 40,679 people in Dauphin County who have only Medicaid coverage.



Poverty

There are 35,634 people living in Dauphin County below the poverty line

