

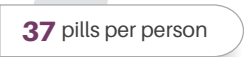


Prescription Pills Obtained

During 2017 in Erie County:



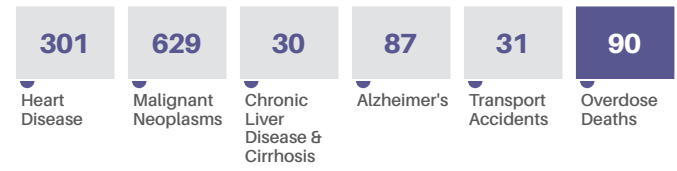
There were **10,208,205 pills** for controlled substances obtained via prescription.



for controlled substances obtained via prescription.

Deaths by Cause

Deaths by Cause in Erie County in 2016.



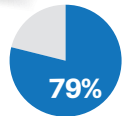
Prescription Drug Monitoring Program

From 2015 to 2017, there was a **25% decrease** in the number of pills resulting from filled prescriptions for controlled substances.



Opioid Overdose Deaths

In 2016, **79%** of overdose deaths in Erie County included an opioid.




Population Age 25-44

The total population of Erie County in 2017 was 278,410. **24%** of the population is aged **25-44**.



Medication-Assisted Treatment

Erie County has **3,230 possible slots** for patients requesting Medication-Assisted Treatment (MAT).



Substance Use Disorder Treatment Facilities

Erie County has **13 substance use disorder (SUD) treatment facilities**.



Medicaid Coverage

There are **43,573 people** in Erie County who have **only Medicaid** coverage.



Poverty

There are **44,309 people** living in Erie County below the poverty line.

