
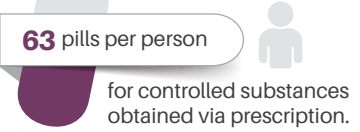


Prescription Pills Obtained

During 2017 in Fayette County:

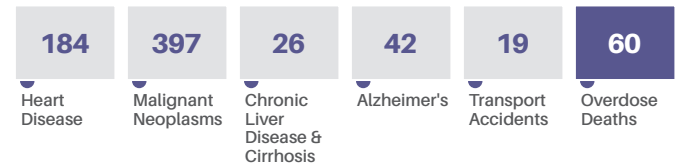


There were **8,423,496 pills** for controlled substances obtained via prescription.



Deaths by Cause

Deaths by Cause in Fayette County in 2016.



Prescription Drug Monitoring Program

From 2015 to 2017, there was a **7% decrease** in the number of pills resulting from filled prescriptions for controlled substances.



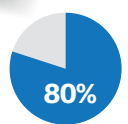
Population Age 25-44

The total population of Fayette County in 2017 was 133,610. **23%** of the population is aged **25-44**.



Opioid Overdose Deaths

In 2016, **80%** of overdose deaths in Fayette County included an opioid.



Medication-Assisted Treatment

Fayette County has **1,575 possible slots** for patients requesting Medication-Assisted Treatment (MAT).



Substance Use Disorder Treatment Facilities

Fayette County has **5 substance use disorder (SUD) treatment facilities**.



Medicaid Coverage

There are **23,938 people** in Fayette County who have **only Medicaid** coverage.



Poverty

There are **23,312 people** living in Fayette County below the poverty line.

