


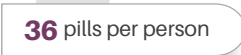


Prescription Pills Obtained

During 2017 in Jefferson County:



There were **1,615,187 pills** for controlled substances obtained via prescription.



for controlled substances obtained via prescription.

Prescription Drug Monitoring Program

From 2015 to 2017, there was a **16% decrease** in the number of pills resulting from filled prescriptions for controlled substances.



Population Age 25-44

The total population of Jefferson County in 2017 was 44,395. **23%** of the population is aged **25-44**.



Medicaid Coverage

There are **6,236 people** in Jefferson County who have **only Medicaid** coverage.



Poverty

There are **6,314 people** living in Jefferson County below the poverty line.



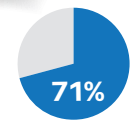
Deaths by Cause

Deaths by Cause in Jefferson County in 2016.



Opioid Overdose Deaths

In 2016, **71%** of overdose deaths in Jefferson County included an opioid.



Medication-Assisted Treatment

Jefferson County has **330 possible slots** for patients requesting Medication-Assisted Treatment (MAT).



Substance Use Disorder Treatment Facilities

Jefferson County has **1 substance use disorder (SUD) treatment facility**.

