

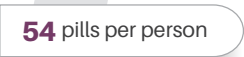


Prescription Pills Obtained

During 2017 in Lackawanna County:



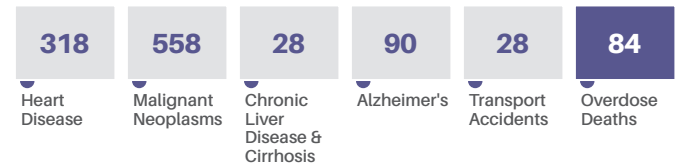
There were **11,379,935 pills** for controlled substances obtained via prescription.



for controlled substances obtained via prescription.

Deaths by Cause

Deaths by Cause in Lackawanna County in 2016.



Prescription Drug Monitoring Program

From 2015 to 2017, there was a **3% decrease** in the number of pills resulting from filled prescriptions for controlled substances.



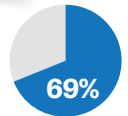
Population Age 25-44

The total population of Lackawanna County in 2017 was 212,554. **24%** of the population is aged **25-44**.



Opioid Overdose Deaths

In 2016, **69%** of overdose deaths in Lackawanna County **included an opioid**.



Medication-Assisted Treatment

Lackawanna County has **3,110 possible slots** for patients requesting Medication-Assisted Treatment (MAT).



Substance Use Disorder Treatment Facilities

Lackawanna County has **8 substance use disorder (SUD) treatment facilities**.



Medicaid Coverage

There are **29,040 people** in Lackawanna County who have **only Medicaid** coverage.



Poverty

There are **32,152 people** living in Lackawanna County below the poverty line.

