


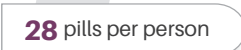


Prescription Pills Obtained

During 2017 in Lancaster County:



There were **15,165,717 pills** for controlled substances obtained via prescription.



for controlled substances obtained via prescription.

Prescription Drug Monitoring Program

From 2015 to 2017, there was a **12% decrease** in the number of pills resulting from filled prescriptions for controlled substances.



Population Age 25-44

The total population of Lancaster County in 2017 was 536,020. **24%** of the population is **aged 25-44**.



Medicaid Coverage

There are **57,939 people** in Lancaster County who have **only Medicaid** coverage.




Poverty

There are **56,589 people** living in Lancaster County below the poverty line.



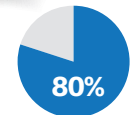
Deaths by Cause

Deaths by Cause in Lancaster County in 2016.




Opioid Overdose Deaths

In 2016, **80%** of overdose deaths in Lancaster County included an opioid.



Medication-Assisted Treatment

Lancaster County has **4,170 possible slots** for patients requesting Medication-Assisted Treatment (MAT).



Substance Use Disorder Treatment Facilities

Lancaster County has **18 substance use disorder (SUD) treatment facilities**.

