




Prescription Pills Obtained

During 2017 in Lehigh & Northampton Counties:



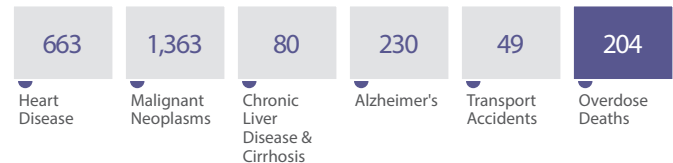
There were 14,206,285 pills for controlled substances obtained via prescription.



There were 21 pills per person for controlled substances obtained via prescription.

Deaths by Cause

Deaths by cause in Lehigh & Northampton Counties in 2016.



Prescription Drug Monitoring Program

From 2015 to 2017, there was a 16% decrease in the number of pills resulting from filled prescriptions for controlled substances.



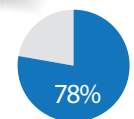
Population Age 25-44

The total population of Lehigh & Northampton Counties is 662,267. 24% of the population is aged 25-44.



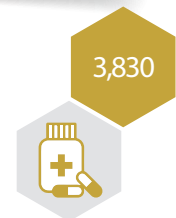
Opioid Overdose Deaths

In 2016, 78% of overdose deaths in Lehigh & Northampton Counties included an opioid.



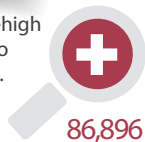
Medication-Assisted Treatment

Lehigh & Northampton Counties have 3,830 possible slots for patients requesting Medication-Assisted Treatment (MAT).



Medicaid Coverage

There are 86,896 people in Lehigh & Northampton Counties who have only Medicaid coverage.



Substance Use Disorder Treatment Facilities

Lehigh & Northampton Counties have 16 substance use disorder (SUD) treatment facilities.



Poverty

There are 71,111 people living in Lehigh & Northampton Counties below the poverty line.

