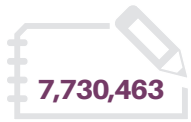


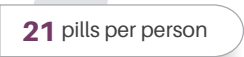


### Prescription Pills Obtained

During 2017 in Lehigh County:



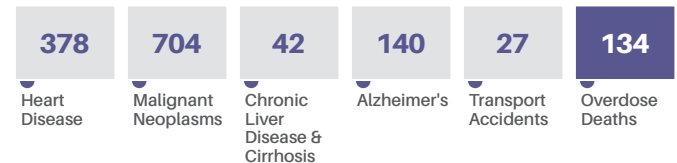
There were **7,730,463 pills** for controlled substances obtained via prescription.



for controlled substances obtained via prescription.

### Deaths by Cause

Deaths by Cause in Lehigh County in 2016.



### Prescription Drug Monitoring Program

From 2015 to 2017, there was a **16% decrease** in the number of pills resulting from filled prescriptions for controlled substances.



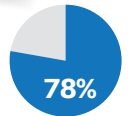
### Population Age 25-44

The total population of Lehigh County in 2017 was 360,840. **25%** of the population is aged 25-44.



### Opioid Overdose Deaths

In 2016, **78%** of overdose deaths in Lehigh County included an opioid.



### Medication-Assisted Treatment

Lehigh County has **2,190 possible slots** for patients requesting Medication-Assisted Treatment (MAT).



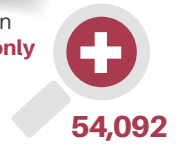
### Substance Use Disorder Treatment Facilities

Lehigh County has **11 substance use disorder (SUD) treatment facilities.**



### Medicaid Coverage

There are **54,092 people** in Lehigh County who have **only Medicaid** coverage.



### Poverty

There are **45,616 people** living in Lehigh County below the poverty line.

