



### Prescription Pills Obtained

During 2017 in Luzerne County:



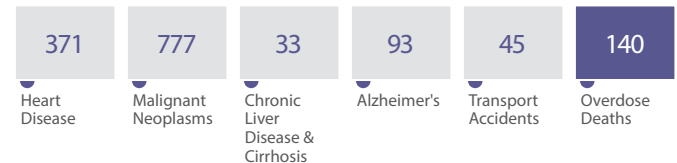
There were 11,849,618 pills for controlled substances obtained via prescription.



There were 37 pills per person for controlled substances obtained via prescription.

### Deaths by Cause

Deaths by Cause in Luzerne County in 2016.



### Prescription Drug Monitoring Program

From 2015 to 2017, there was a 12% decrease in the number of pills resulting from filled prescriptions for controlled substances.



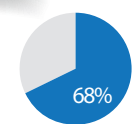
### Population Age 25-44

The total population of Luzerne County in 2017 was 317,743. 24% of the population is aged 25-44.




### Opioid Overdose Deaths

In 2016, 68% of overdose deaths in Luzerne County included an opioid.



### Medication-Assisted Treatment

Luzerne County has 6,905 possible slots for patients requesting Medication-Assisted Treatment (MAT).



### Substance Use Disorder Treatment Facilities

Luzerne County has 13 substance use disorder (SUD) treatment facilities.



### Medicaid Coverage

There are 42,959 people in Luzerne County who have only Medicaid coverage.



### Poverty

There are 47,535 people living in Luzerne County below the poverty line.

