


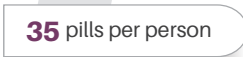


### Prescription Pills Obtained

During 2017 in Lycoming County:



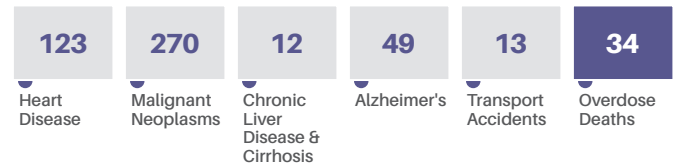
There were **4,013,968 pills** for controlled substances obtained via prescription.



for controlled substances obtained via prescription.

### Deaths by Cause

Deaths by Cause in Lycoming County in 2016.



### Prescription Drug Monitoring Program

From 2015 to 2017, there was a **17% decrease** in the number of pills resulting from filled prescriptions for controlled substances.



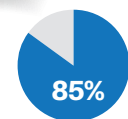
### Population Age 25-44

The total population of Lycoming County in 2017 was 115,971. **24%** of the population is **aged 25-44**.



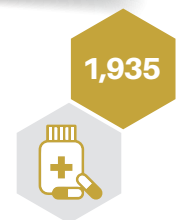
### Opioid Overdose Deaths

In 2016, **85%** of overdose deaths in Lycoming County included an opioid.



### Medication-Assisted Treatment

Lycoming County has **1,935 possible slots** for patients requesting Medication-Assisted Treatment (MAT).



### Substance Use Disorder Treatment Facilities

Lycoming County has **5 substance use disorder (SUD) treatment facilities**.



### Medicaid Coverage

There are **15,637 people** in Lycoming County who have **only Medicaid** coverage.



### Poverty

There are **15,717 people** living in Lycoming County below the poverty line.

