
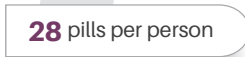


Prescription Pills Obtained

During 2017 in Monroe County:



There were **4,608,927 pills** for controlled substances obtained via prescription.



for controlled substances obtained via prescription.

Prescription Drug Monitoring Program

From 2015 to 2017, there was a **17% decrease** in the number of pills resulting from filled prescriptions for controlled substances.



Population Age 25-44

The total population of Monroe County in 2017 was 166,374. **22%** of the population is aged **25-44**.



Medicaid Coverage

There are **20,309 people** in Monroe County who have **only Medicaid** coverage.



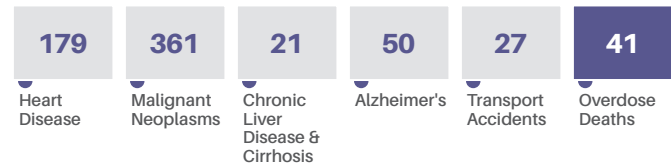
Poverty

There are **19,459 people** living in Monroe County below the poverty line.



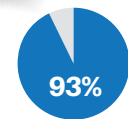
Deaths by Cause

Deaths by Cause in Monroe County in 2016.




Opioid Overdose Deaths

In 2016, **93%** of overdose deaths in Monroe County included an opioid.



Medication-Assisted Treatment

Monroe County has **1,130 possible slots** for patients requesting Medication-Assisted Treatment (MAT).



Substance Use Disorder Treatment Facilities

Monroe County has **7 substance use disorder (SUD) treatment facilities**.

