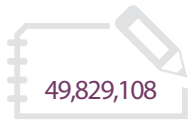




Prescription Pills Obtained

During 2017 in Philadelphia County:



There were 49,829,108 pills for controlled substances obtained via prescription.



There were 32 pills per person for controlled substances obtained via prescription.

Deaths by Cause

Deaths by Cause in Philadelphia County in 2016.



Prescription Drug Monitoring Program

From 2015 to 2017, there was an 11% decrease in the number of pills resulting from filled prescriptions for controlled substances.



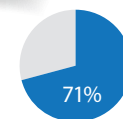
Population Age 25-44

The total population of Philadelphia County in 2017 was 1,564,819. 31% of the population is aged 25-44.




Opioid Overdose Deaths

In 2016, 71% of overdose deaths in Philadelphia County included an opioid.



Medication-Assisted Treatment

Philadelphia County has 19,705 possible slots for patients requesting Medication-Assisted Treatment (MAT).



Medicaid Coverage

There are 379,709 people in Philadelphia County who have only Medicaid coverage.



Substance Use Disorder Treatment Facilities

Philadelphia County has 90 substance use disorder (SUD) treatment facilities.



Poverty

There are 385,483 people living in Philadelphia County below the poverty line.



COUNTY SNAPSHOT
Philadelphia
PENNSYLVANIA