



### Prescription Pills Obtained

During 2017 in Washington County:



There were 7,597,556 pills for controlled substances obtained via prescription.



There were 36 pills per person for controlled substances obtained via prescription.

### Prescription Drug Monitoring Program

From 2015 to 2017, there was an 11% decrease in the number of pills resulting from filled prescriptions for controlled substances.



### Population Age 25-44

The total population of Washington County in 2017 was 208,312. 22% of the population is aged 25-44.



### Medicaid Coverage

There are 21,600 people in Washington County who have only Medicaid coverage.



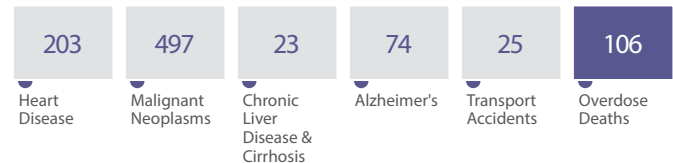
### Poverty

There are 19,885 people living in Washington County below the poverty line.



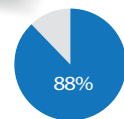
### Deaths by Cause

Deaths by Cause in Washington County in 2016.




### Opioid Overdose Deaths

In 2016, 88% of overdose deaths in Washington County included an opioid.



### Medication-Assisted Treatment

Washington County has 2,660 possible slots for patients requesting Medication-Assisted Treatment (MAT).



### Substance Use Disorder Treatment Facilities

Washington County has 11 substance use disorder (SUD) treatment facilities.

