


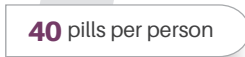


Prescription Pills Obtained

During 2017 in Westmoreland County:



There were **14,337,260 pills** for controlled substances obtained via prescription.



for controlled substances obtained via prescription.

Prescription Drug Monitoring Program

From 2015 to 2017, there was an **11% decrease** in the number of pills resulting from filled prescriptions for controlled substances.



Population Age 25-44

The total population of Westmoreland County in 2017 was 357,513. **21%** of the population is aged **25-44**.



Medicaid Coverage

There are **35,824 people** in Westmoreland County who have **only Medicaid** coverage.




Poverty

There are **36,042 people** living in Westmoreland County below the poverty line.



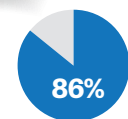
Deaths by Cause

Deaths by Cause in Westmoreland County in 2016.



Opioid Overdose Deaths

In 2016, **86%** of overdose deaths in Westmoreland County **included an opioid**.



Medication-Assisted Treatment

Westmoreland County has **9,210 possible slots** for patients requesting Medication-Assisted Treatment (MAT).



Substance Use Disorder Treatment Facilities

Westmoreland County has **13 substance use disorder (SUD) treatment facilities**.

