

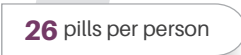


Prescription Pills Obtained

During 2017 in York County:



There were **11,551,563 pills** for controlled substances obtained via prescription.



for controlled substances obtained via prescription.

Prescription Drug Monitoring Program

From 2015 to 2017, there was a **16% decrease** in the number of pills resulting from filled prescriptions for controlled substances.



Population Age 25-44

The total population of York County in 2017 was 441,550. **24%** of the population is aged **25-44**.



Medicaid Coverage

There are **50,354 people** in York County who have **only Medicaid** coverage.




Poverty

There are **44,124 people** living in York County below the poverty line.



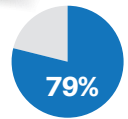
Deaths by Cause

Deaths by Cause in York County in 2016.



Opioid Overdose Deaths

In 2016, **79%** of overdose deaths in York County included an opioid.



Medication-Assisted Treatment

York County has **4,015 possible slots** for patients requesting Medication-Assisted Treatment (MAT).



Substance Use Disorder Treatment Facilities

York County has **17 substance use disorder (SUD) treatment facilities**.

