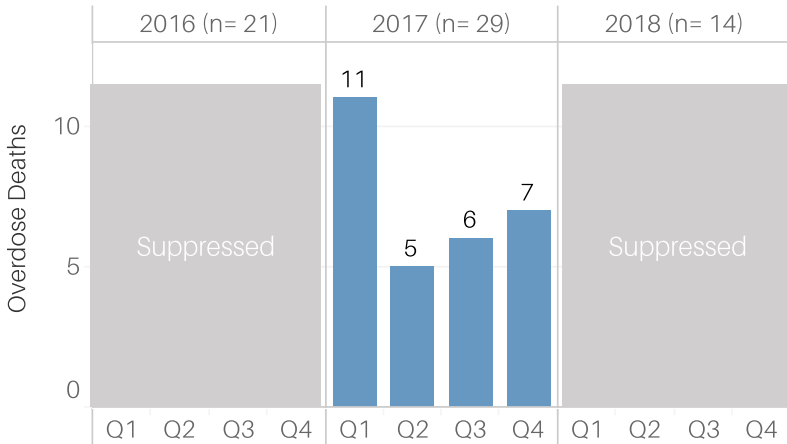


# Somerset County

## Drug-Related Overdose Deaths, 2016-2018

### 1. Quarterly Trend



Total Number of Overdose Deaths: 64

Average Rate of Overdose Deaths (per 100,000): 29

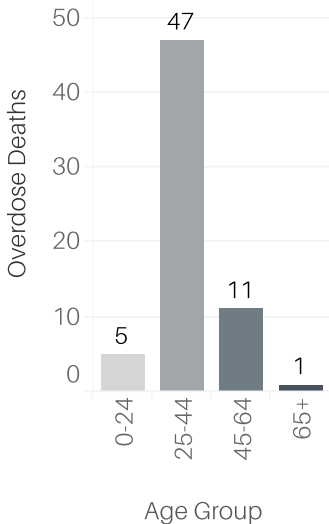
County Rank by Average Rate: 50

Percent Change from 2016-2017: 38% Increase

Percent Change from 2017-2018: 52% Decrease

Percent Change from 2016-2018: 33% Decrease

### 2. Age Distribution



The information in this section summarizes drug-related overdose death data (accidental, homicide, or undetermined) from 2016-2018.

The first page consists of the quarterly trend and demographic information:

1: Total Number of Overdose Deaths per Quarter per Year\*

2-4: Total Number of Overdose Deaths per Age/Gender/Race

The second page consists of the yearly trend for the most commonly identified drug categories and the drug category breakdown for each demographic group:

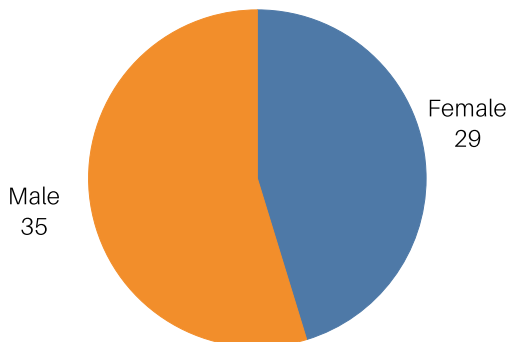
5: Percent of Overdose Deaths per Drug Category per Year

6-8: Percent of Overdose Deaths per Drug Category per Age/Gender/Race, per Year if Applicable

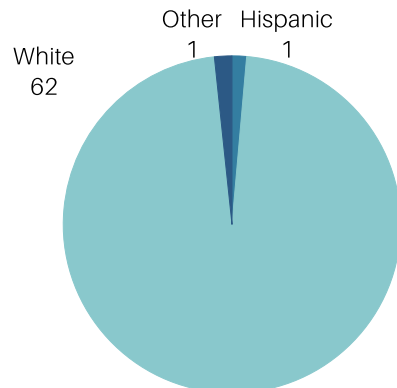
*Percent = (Number of deaths per drug category per demographic group, per year if applicable) / (Number of deaths per demographic group, per year if applicable) \* 100%*

\*Breakdown by quarter is suppressed when there are less than three data points for each quarter.

### 3. Gender Distribution

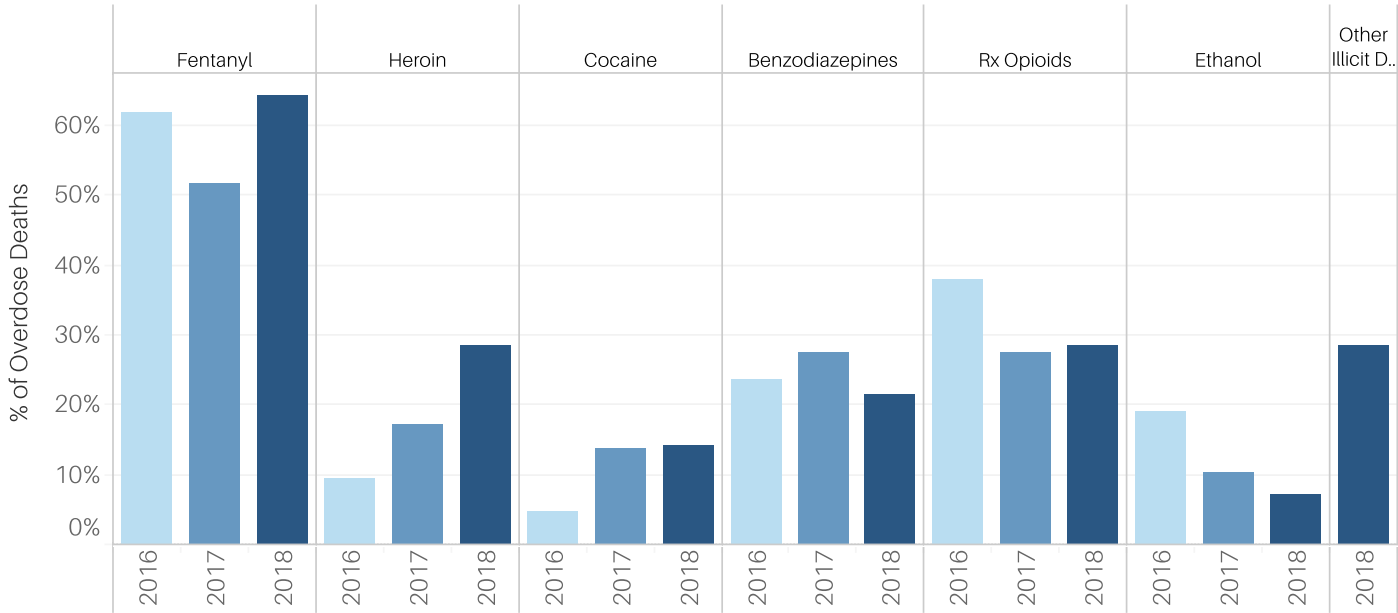


### 4. Race Distribution



# Somerset County

## 5. Percent of Overdose Deaths per Drug Category per Year



## 6. Percent of Overdose Deaths per Drug Category per Age Group per Year

Drug Category	2016			2017				2018	
	0-24	25-44	45-64	0-24	25-44	45-64	65+	25-44	45-64
Fentanyl	75%	60%	50%	100%	53%	50%		69%	
Heroin		13%		100%	16%	13%		31%	
Cocaine	25%				21%			8%	100%
Benzodiazepines		20%	100%		21%	50%		23%	
Rx Opioids	25%	40%	50%		26%	25%	100%	23%	100%
Ethanol		20%	50%		16%			8%	
Other Illicit Drugs								31%	

## 7. Per Drug Category per Gender per Year

Drug Category	2016		2017		2018	
	Female	Male	Female	Male	Female	Male
Fentanyl	67%	58%	53%	50%	60%	67%
Heroin		17%	20%	14%	20%	33%
Cocaine		8%	13%	14%		22%
Benzodiazepines	33%	17%	33%	21%	40%	11%
Rx Opioids	22%	50%	33%	21%	20%	33%
Ethanol	11%	25%	7%	14%		11%
Other Illicit Drugs					40%	22%

## 8. Per Drug Category per Race, 2016-2018

Drug Category	White	Hispanic	Other
Fentanyl	60%		
Heroin	18%		
Cocaine	11%		
Benzodiazepines	24%		100%
Rx Opioids	29%	100%	100%
Ethanol	11%	100%	
Other Illicit Drugs	6%		