



PERXU

Program Evaluation and Research Unit

Adams County Demographics Summary

US Census Bureau, 2016-2019



Community Health Initiatives

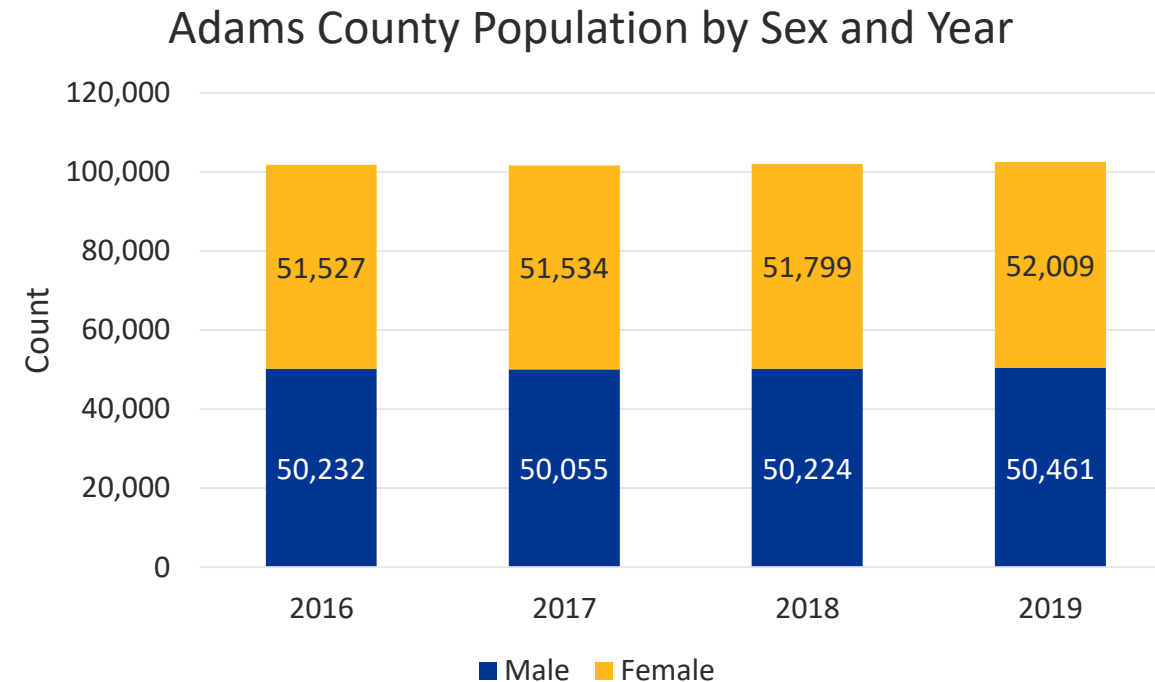


University of
Pittsburgh

School of
Pharmacy

Overview and Sex Distribution

- Adams County held an estimated **102,470** residents in 2019
- 31st most **populous** county in Pennsylvania
- Sex distribution remained **steady** from 2016 to 2019



US Census Bureau American Community Survey (ACS) 5-year Estimates. Available at <https://data.census.gov/cedsci/advanced>.

Race & Ethnicity

- White and Black/African American populations **decreased** slightly from 2016 to 2019
- All other races/ethnicities **increased**, with the largest percent increase among Two or More Races (**16.8%**)

Adams County Race/Ethnicity by Year (In order of 2019 Population)				
	2016	2017	2018	2019
White	91,341	90,912	91,088	91,205
Hispanic/Latino	6,721	6,891	7,045	7,267
Two or More Races	1,554	1,596	1,745	1,815
Black/African American	1,376	1,399	1,400	1,317
Other*	767	791	745	866

**Other includes American Indian and Alaska Native, Asian, Native Hawaiian and Other Pacific Islander, and Some Other Race*

US Census Bureau American Community Survey (ACS) 5-year Estimates. Available at <https://data.census.gov/cedsci/advanced>.



University of
Pittsburgh

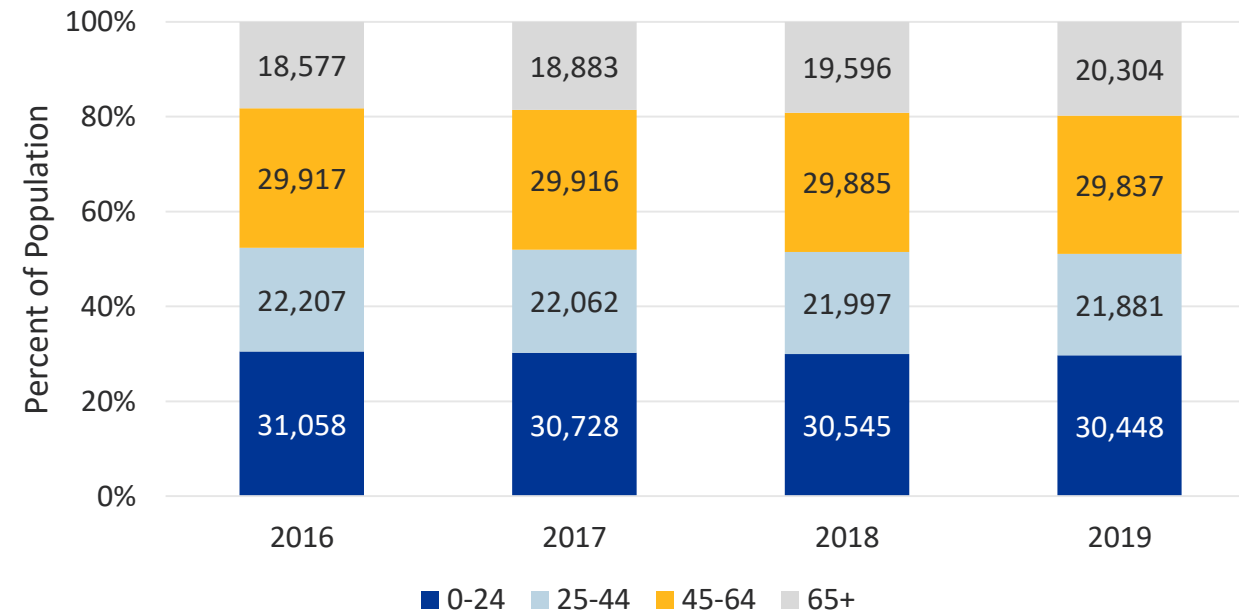
School of
Pharmacy

PERXU

Age

- Age groups 0-64 **decreased** from 2016 to 2020
- 65+ age group **increased** by 9.3%
- This indicates an **aging** population in **Adams County**

Adams County Population by Age Group and Year



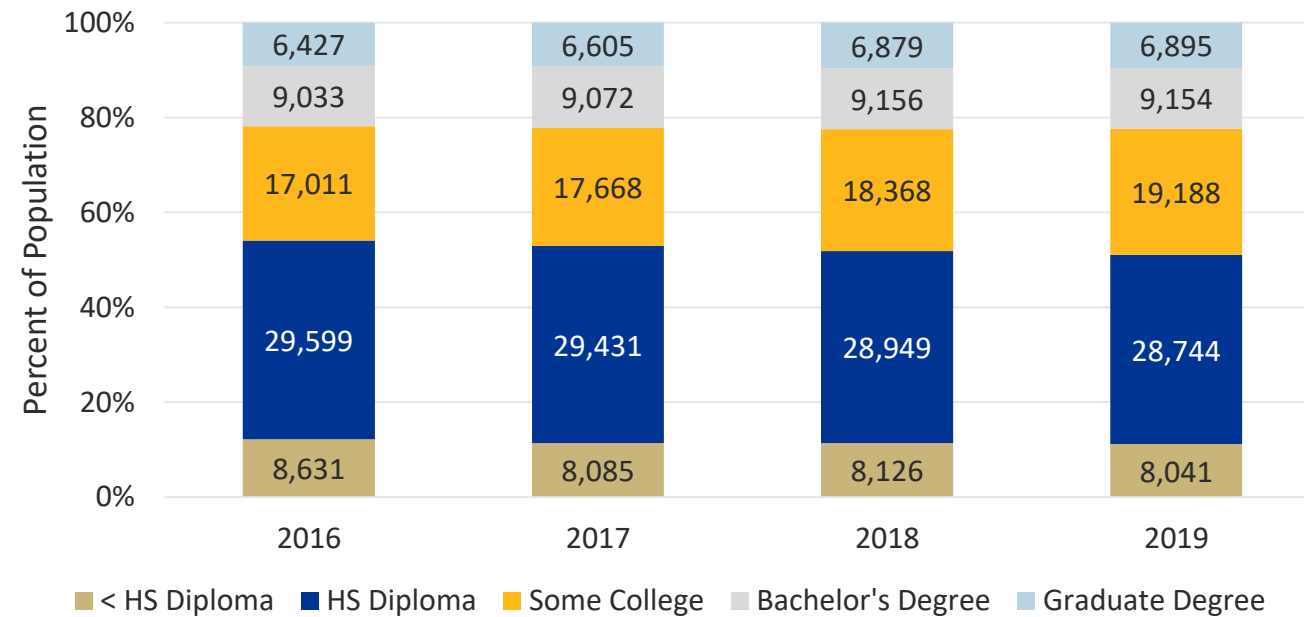
US Census Bureau American Community Survey (ACS) 5-year Estimates. Available at <https://data.census.gov/cedsci/advanced>.



Educational Attainment

- The proportion of residents over 25 with **Some College** education increased from **24.1%** to **26.6%**
- **HS Diploma** continues to be the most common education level, representing **39.9%** of residents over 25 in 2019

Adams County Population >25 by Education and Year



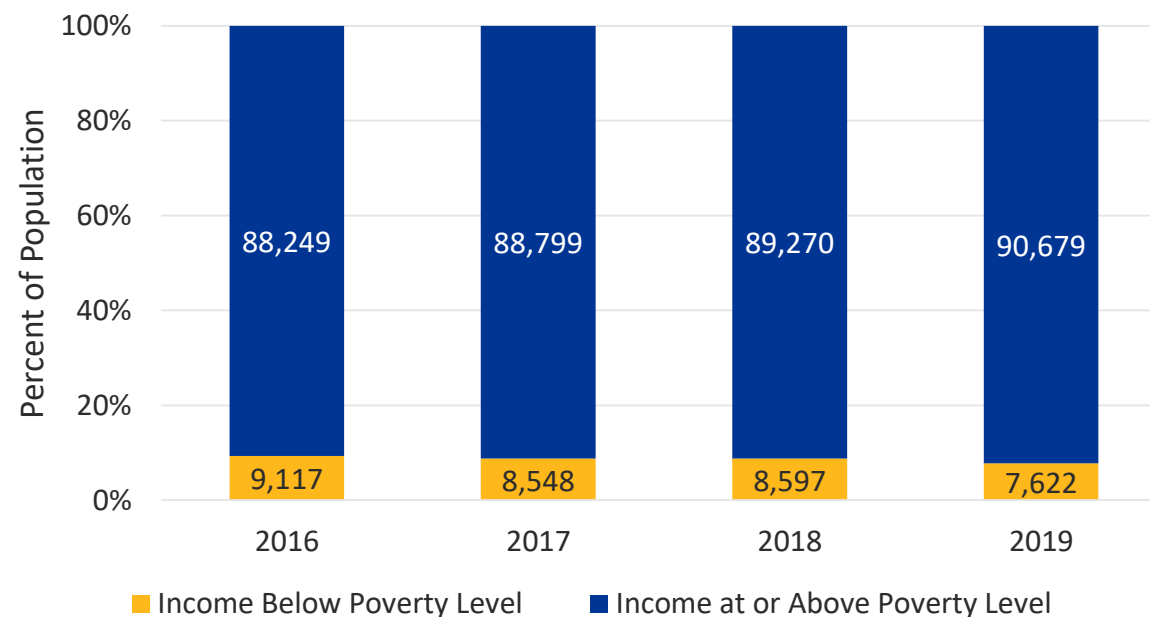
US Census Bureau American Community Survey (ACS) 5-year Estimates. Available at <https://data.census.gov/cedsci/advanced>.



Poverty Status

- Percentage of individuals in Adams County with income **below** the **poverty** level **fell** from 9.4% to 7.8% from 2016 to 2019
- In Pennsylvania, this percentage **decreased** from 13.3% to 12.4%

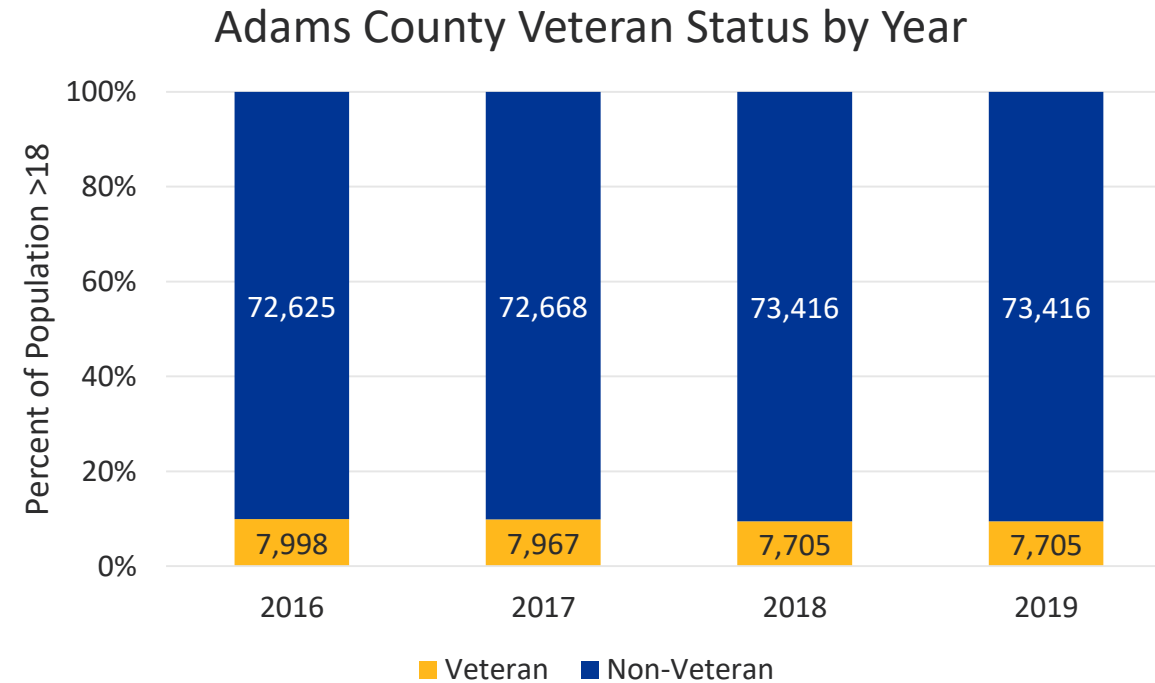
Adams County Poverty Status by Year



US Census Bureau American Community Survey (ACS) 5-year Estimates. Available at <https://data.census.gov/cedsci/advanced>.

Veteran Status

- 9.5% of county residents over 18 were Veterans in 2019
- In comparison, 7.5% of Pennsylvania residents were Veterans in 2019
- The Veteran population in Adams County was relatively steady from 2016 to 2019



US Census Bureau American Community Survey (ACS) 5-year Estimates. Available at <https://data.census.gov/cedsci/advanced>.



University of
Pittsburgh

School of
Pharmacy

PERXU



The University of Pittsburgh School of Pharmacy, Program Evaluation and Research Unit (PERU) is dedicated to meaningful work that facilitates each patient or community member's ability to achieve optimal health, wellbeing, recovery, and choice.